




# RAPIDVALVE™

An innovation by SOLYD

For 40 years, SOLYD in partnership with actors in the field has been offering **innovative and high-performance solutions** for connecting DRINKING WATER to homes worldwide. Our high quality equipments are designed to fight against Non Revenue Water. We offer innovative and powerful solutions for water authorities.

Our latest lockable ball valve «**RAPIDVALVE™**» complies with all your requirements. Thanks to its design and functionalities, «**RAPIDVALVE™**» is completely inviolable and secured.


## The Magnetic LOCKABLE VALVE



Can be  
locked  
with a  
single click



**The magnetic lockable  
valve RAPIDVALVE™  
makes it very easy:**



PN 16

- To lock the installation in the open position, avoiding fraud, preventing the dismantling of the meter,
- To lock the installation in flow limitation to prevent not completely shut off water to a subscriber in the event of unpaid bills, or if necessary, to restrict supply,
- To completely lock the installation (change of subscriber or total disconnection).





### Range 2101C

Straight magnetic ball valve. HDPE/ NUT.

Ref	DN	Designation
35773	15	25x3/4"
35774	15	32x3/4"
36366	20	32x1"
38415	30	40x1 1/2"
38418	40	50x2"

### Range 2121C

Straight magnetic ball valve. Male thread/ Nut.

Ref	DN	Designation
35772	15	3/4"x3/4"
36367	20	1"x1"
38414	30	1 1/2"x1 1/2"
38417	40	2"x2"



### Range 2201C

90° angle magnetic ball valve. HDPE/ Nut.



Ref	DN	Designation
37100	15	25x3/4"
38168	15	32x3/4"
38169	20	32x1"
38416	30	40x1 1/2"
38419	40	50x2"

### Range 2221C

90° angle magnetic ball valve. Male thread/ Nut.

Ref	DN	Designation
38420	15	3/4"x3/4"
39482	15	1"x3/4"





## EXTENDABLE NUT MAGNETIC BALL VALVE

### Range 2301C

Straight magnetic ball valve. HDPE/ 48mm Extendable nut.

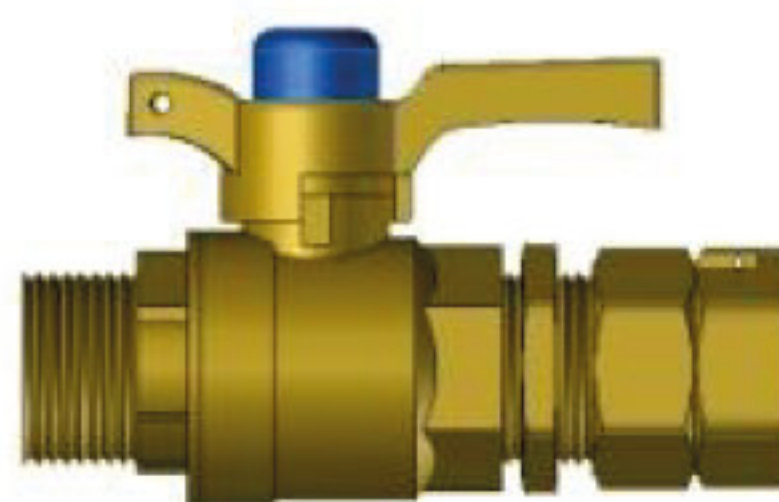


Ref	DN	Designation
38560	15	25x3/4"
38561	15	32x3/4"

### Range 2321C

Straight magnetic ball valve. Male/ 48mm extendable nut.

Ref	DN	Designation
38562	15	3/4"x3/4"



## WITHOUT BRACKET NUT

### Range 2201C

90° angle magnetic ball valve. HDPE/Nut.



Ref	DN	Designation
38556	15	25x3/4"
40951	20	32x1"



«RAPIDCAP™» locking system: can only be removed with the magnetic «WHEELKEY™».



### RAPIDCAP™ Locker

Ref	Designation
35591	For DN15&20 valves
38623	For DN30&40 valves



### WHEELKEY™ unlocking magnetic key

Ref	Designation
35592	For DN15&20 valves
38624	For DN30&40 valves



# MANUAL

## RAPIDVALVE™ SYSTEM

# RAPIDVALVE™

1

### • PREPARATION FOR LOCKING

- Position the valve in the closed position.
- Remove the blue protection and the screw.
- Remove the handle from the tap.

2

### • LOCKING

- Clip the plug at the location of the handle.

3

### UNLOCKING

- Position the magnetic key on the cap, aligning the correct letter on.
- Remove the key and the locking cap.

4

### • AFTER UNLOCKING

- Reposition the handle in the closed position.
- Replace the screw and the blue protection.
- Position the valve in the open position.



## RAPIDVALVE™ CHARACTERISTICS

- Can be used before or after water
- Lockable
- Without gland packing
- Insert nut
- Non removable spindle
- Sealing hole
- Handle 2/3 - 1/3
- CW617N brass

## USE

- Water supply and distribution networks
- Minimum admissible temperature: 0 ° C
- Maximum admissible temperature: 90 ° C
- Maximum admissible pressure: 16 Bars

# SOLYD

Know-how and reactivity

For the fluidity of your projects

[www.solyd.com](http://www.solyd.com) - tél: 04 74 01 35 52 - fax: 04 74 01 37 92 - [contact@solyd.com](mailto:contact@solyd.com)

Z.I NORD DE LA PONTCHONNIÈRE - SAVIGNY - BP 0078 - 69210 L'ARBRESLE CEDEX